The entire page is framed by a decorative border consisting of vertical stripes. The stripes alternate between a dark purple color and a light cream or off-white color. The stripes are of equal width and are spaced evenly around the perimeter of the page.

# **Water and Recycling in Albion Central School District**

**Created by high school students  
James Lamb, Shawn Milligan and  
Nicole Polisoto**

**Featuring students from  
Mrs. Arnold's and Mrs. Perry's  
3rd grade classes**

# WATER IN OUR SCHOOLS

We heard you will be getting water in your school soon. Our book is to show you how water is used in our community and school.

Water is an important part of our lives and is something people often take for granted in our country. Sometimes they are wasteful of the good things we have.

We will show you what water looks like in our small town, so you will see the good things it provides and also what happens when people do not take care of our resources. Then we will show how our students help out when people do not take care of the things they have.

# WATER IN THE CLASSROOMS...



In classrooms, we use water to drink, to wash our hands, and to clean the room.

In each classroom, we have soap and paper towels. We use these to clean both ourselves and the tables.



# Bathrooms in the School...

Toilets are in every building—this is required by our country's laws. In the elementary school, there is a bathroom in almost all of the classrooms. In the schools with older students, there are bathrooms in the hallways for everyone to share.



In most public places, there are separate bathrooms for boys and girls. All bathrooms have toilets in them.

Each stall also has a toilet paper dispenser.

There is also a toilet just for boys, it is called a urinal.



# BATHROOM SINKS...


Most sinks have a faucet and you use handles to turn on the water.



Usually, the knob on the left is for hot water and the knob on the right is for cold water.



In our school, there is a sink in every bathroom. All you have to do is wave your hand under the sink and the water will start flowing.



## Drinking Fountains

You can find drinking fountains in all public buildings for people to use. In our school, they are in the hallway and in all of the classrooms.



# Places to Swim



We have an indoor pool in our middle school. Starting in 4th grade, all students have to take swimming lessons. They put special chemicals, like chlorine, in the pool to keep the water clean and safe to swim in year round.

We also have swim teams at the high school for both boys and girls — they swim laps back and forth and compete against other schools in different events.

# Sometimes People Abuse Their Privileges...

There is a waste basket in every bathroom, yet some people still throw toilet paper and other garbage on the floor. Older students sometimes like to clog the sinks and toilets with paper towels, and make the water go all over the floor.



Because people are not taking care of their surroundings, we decided to see what other students are doing to help each other out...





## What Can We Do?


We are concerned about people misusing their resources and abusing the environment. So we asked elementary school students what they do to take care of the environment. We also looked into what they do to educate the public about how to take care of the school and the earth.

# Learning Together

Students decided that working together is better than working on your own. These students decided to help reduce paper waste in their school. They developed a recycling program, which helps avoid litter.





# Researching the Problem



*Reading with friends about garbage.*

*Looking up earth facts on the internet.*



*Discussing the earth in small groups.*

Students found information in many different forms — they read books about paper waste, used computers to look up information on the internet, and talked in groups about the information they had found. This helped them learn all about the problem.



## Helping the School and the Earth



Students collect used paper from all of the classrooms in school. They then put the paper in a large bin outside, and a company picks up the paper for recycling.


At the recycling plant, the paper is ground up, mixed with water and then flattened to dry. It is then cut up into new paper for us to use.






Students write about the problem and like to talk to each other and adults about their ideas.

## Letting Other People Know About the Problem



In the elementary school, there is an announcement system. Students make announcements into the microphone in the office and the sound goes into every classroom. These students gave facts about litter during the morning announcements.



# Teaching Others


Albion Elementary School sponsors an environmental fair every year. Students from many classes share what they have found out about the earth. Students in this class shared information about how much they recycled this year—almost 15,000 tons of paper!!!



Students designed their own display board. They put information on the board, and made it colorful to catch people's eye.


At Albion Elementary, our mission is, "Academics, Character and Success for Life." Teaching others about the earth helps us to learn our subjects better. It also helps us to be good citizens of the earth, and helps everyone to be better friends to our world!

# CHANGING THE WORLD CAN BE QUITE FUN



# Author's Page

These are photographs of the authors during a field trip to the George Eastman House, where they learned about photography.



*Above: The authors, Shawn Milligan, Nicole Polisoto, and James Lamb*

Both James and Shawn graduated from high school this year and are hoping to go to college soon. James would like to pursue a career in law enforcement, and Shawn is hoping to focus on a career in music. Nicole will be a junior next year and will graduate from high school a year early. She also plans to attend college.